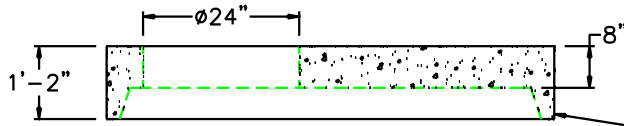
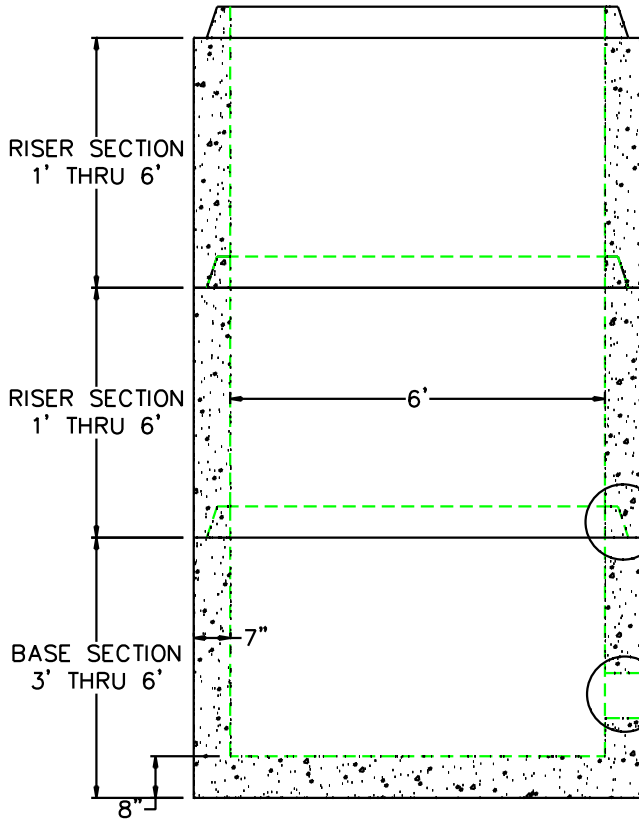


6' DIA DRAIN MANHOLE



FLAT TOP REINFORCED TO MEET OR EXCEED AASHTO HS-20 LOADING.



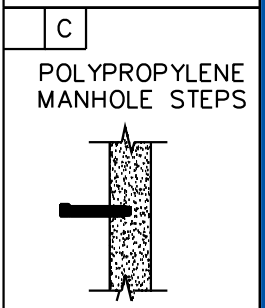
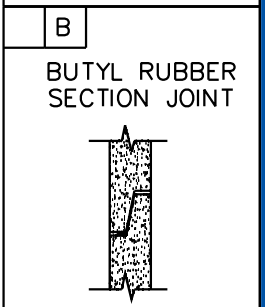
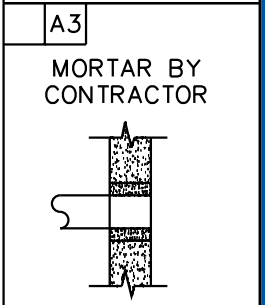
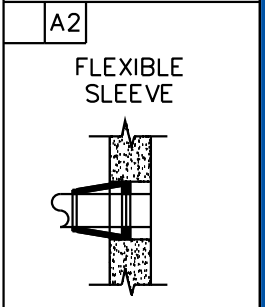
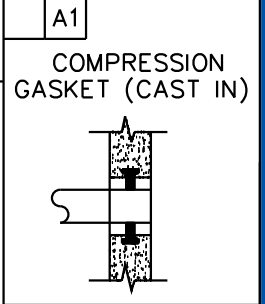
SEE DETAIL B TYPICAL JOINT

PIPE TO MANHOLE CONNECTIONS SEE DETAIL A1, A2, A3 (SIZE TO SUIT)

	FLOOR	VERT. FT	FLAT TOP
WEIGHT	1,850 lbs.	1,800 lbs.	4,200 lbs.
VOLUME		211.5 gal.	

DESIGN NOTES:

1. MANUFACTURED TO MEET OR EXCEED: ASTM C-478 & AASHTO M 199 SPECS.
2. CONCRETE = 4,000 PSI. MINIMUM CEMENT PER ASTM C-478 (6.1)
3. REINFORCED STEEL COMFORMS TO LATEST ASTM A 185 SPECIFICATIONS. 0.18 SQ. IN / LINEAL FT. AND 0.18 SQ. IN (BOTH WAYS) BASE BOTTOM
4. STEEL REINFORCEMENT TO MEET OR EXCEED AASHTO HS-20 LOADING
5. MANHOLE STEPS MEET LATEST OSHA REGULATION 29 CFR1910.27, SECTION 16 OF ASTM SPECIFICATION C478 AND SECTION 10 OF ASTM SPECIFICATION C497
6. BUTYL RUBBER JOINT SEALANT PER ASTM C-990 & ASHTO M-198
7. ONE POUR MONOLITHIC BASE



SCITUATE RAY PRECAST
120 CLAY PIT ROAD
MARSHFIELD, MA 02050
PHONE # 1-800-440-0009
FAX # 781-837-4320

CONTRACTOR:

JOB NAME:

DATE:

DRAWING: SRP-DMH6

DRAWING BY: C.J. SCOTT