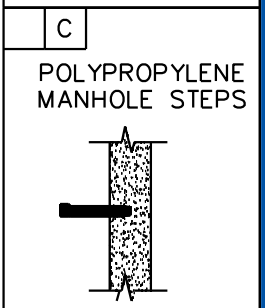
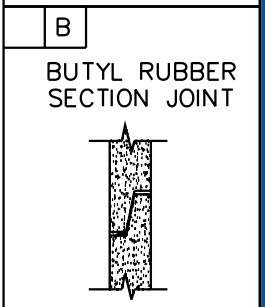
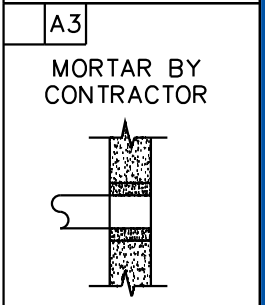
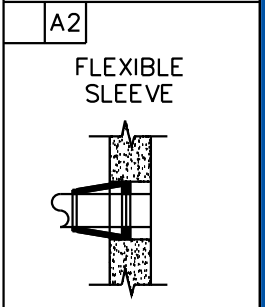
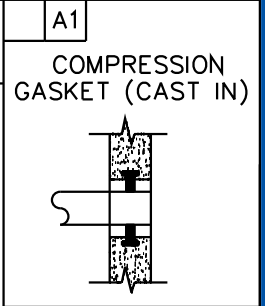
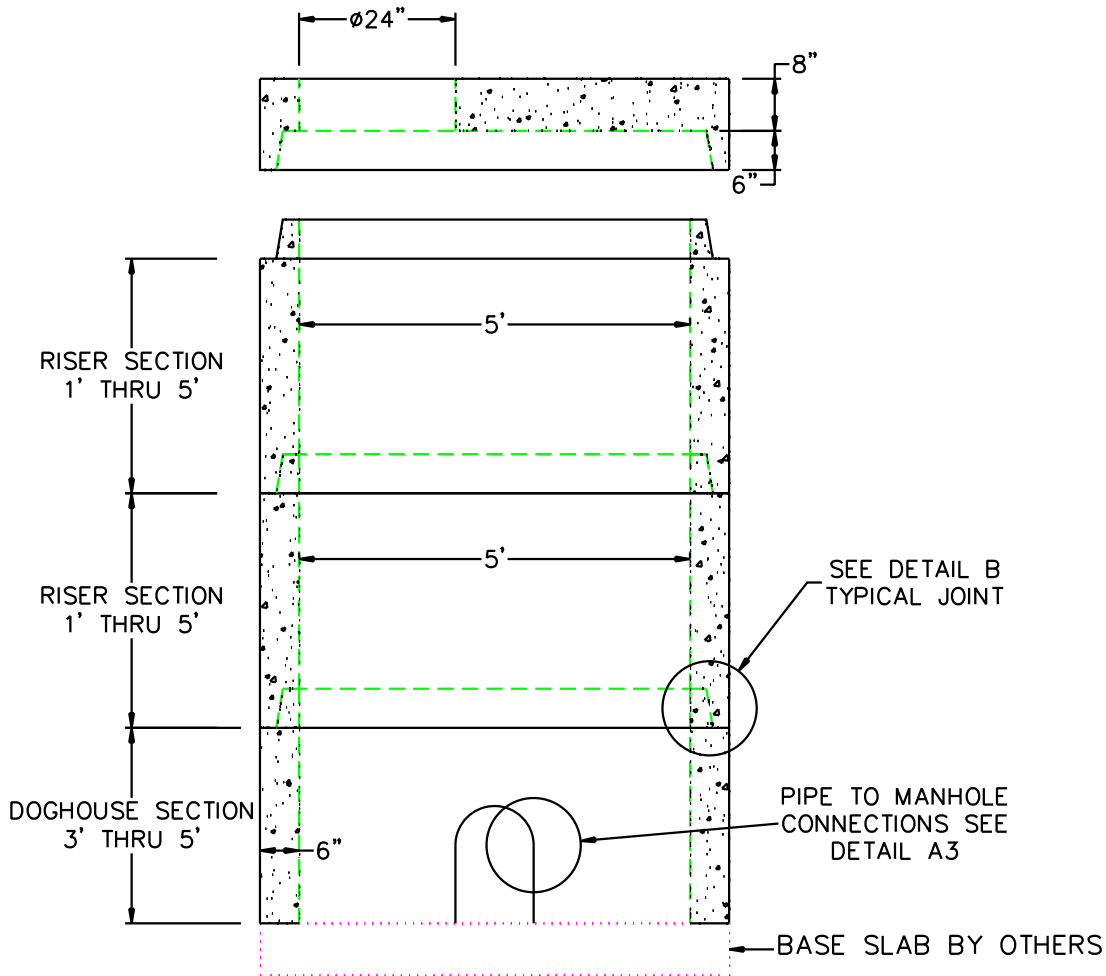


# 5' DIA DOGHOUSE MANHOLE



	FLOOR	VERT. FT	FLAT TOP
WEIGHT		1,300 lbs.	2,840 lbs.
VOLUME		146.8 gal.	

**DESIGN NOTES:**

1. MANUFACTURED TO MEET OR EXCEED: ASTM C-478 & AASHTO M 199 SPECS.
2. CONCRETE = 4,000 PSI. MINIMUM CEMENT PER ASTM C-478 (6.1)
3. REINFORCED STEEL COMFORMS TO LATEST ASTM A 185 SPECIFICATIONS. 0.15 SQ. IN / LINEAL FT. AND 0.15 SQ. IN (BOTH WAYS) BASE BOTTOM
4. STEEL REINFORCEMENT TO MEET OR EXCEED AASHTO HS-20 LOADING
5. MANHOLE STEPS MEET LATEST OSHA REGULATION 29 CFR1910.27, SECTION 16 OF ASTM SPECIFICATION C478 AND SECTION 10 OF ASTM SPECIFICATION C497
6. BUTYL RUBBER JOINT SEALANT PER ASTM C-990 & ASHTO M-198



SCITUATE RAY PRECAST  
 120 CLAY PIT ROAD  
 MARSHFIELD, MA 02050  
 PHONE # 1-800-440-0009  
 FAX # 781-837-4320

CONTRACTOR:		JOB NAME:	
DATE:	DRAWING: SRP-DOG5	DRAWING BY: C.J. SCOTT	